



FEATURES



Compact size ideal for any type of use.


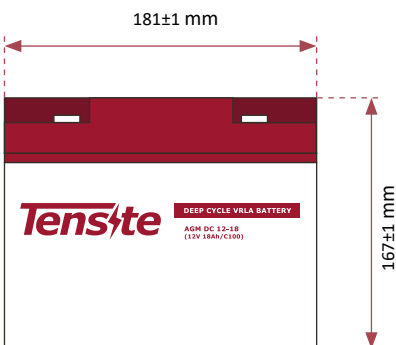


High performance due to its deep discharge life cycle.

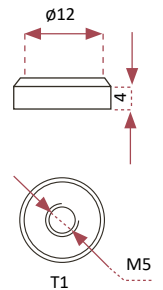


Designed for photovoltaic installations.

DIMENSIONS



* Stainless steel connection screws, included in packaging.



DEEP CYCLE BATTERY AGM 12V 18 AH

DEEP CYCLE SERIES BATTERY

The DC series VRLA batteries are superior deep cycle design with thick plates, high-density active materials and slightly stronger electrolyte which can withstand repeated deep cyclic applications.

Deep Cycle series batteries are the special design batteries with 6 years floating life at 25°C. Meet with IEC, BS, JIS, Eurobat, UL (MH62092) and CE approved.



APPLICATION

- Emergency power system.
- Communication equipment.
- Telecommunications systems.
- Uninterruptible power supply.
- Electric wheelchairs.
- Electric toys, cars and motorcycles.
- Electric tools.
- Golf carts and buggies.
- Marine electrical equipment.
- Emergency medical equipment.
- Camping and caravans.
- Solar and wind energy systems.

GENERAL FEATURES

- Safety sealing.
- Anti-spill technology.
- High power density.
- Excellent deep discharge recovery.
- Thick plates and highly active materials.
- Longer service life and low self-discharge.

TECHNICAL SPECIFICATIONS

BATTERY MODEL	Nominal Voltage				12 V		
	Rated Capacity (20 Hour rate)				18 Ah		
	Cells per battery				6		
DIMENSIONS	Length	Width	Height	Total Height			
	181 mm	77 mm	167 mm	167 mm			
APPROXIMATE WEIGHT	5,3 kg ± 3%						
CAPACITY @ 25°C (77 °F)	20 hours (0.9 A, 10.5 V)		10 hours (1.66 A, 10.5 V)		5 hours (3.06 A, 10.5 V)		1 hour (1.08 A, 9.6 V)
	18 Ah		16,6 Ah		15,3 Ah		10,8 Ah
MAXIMUM DISCHARGE CURRENT	270 A (5 seconds.)						
INTERNAL RESISTANCE	Fully charged at 25°C: Approximately 10.5 mΩ						
CAPACITY VS TEMPERATURE	40°C		25°C		0°C		-15°C
	102%		100%		85%		65%
SELF DISCHARGE @ 25°C	After 3 months in storage			After 6 months		After 12 months	
	91%			82%		64%	
CHARGE METHOD @ 25°C	Cycle Use				Float Use		
	14,3V / 14,6V (Initial charging current less than 5,4A)				13,7V +2%		
CONSTRUCTION	Container	Electrolyte	Separators	Positive	Negative	Valve	Terminal
	ABS (UL94-HB) / Flame retardant ABS (UL94-V0)	Sulfuric acid	Fiber glass	Lead dioxide	Lead	EPDR	Copper

BATTERY DISCHARGE TABLE

F.V / TIME		CONSTANT CURRENT(A) AND CONSTANT POWER (W) DISCHARGE TABLE AT 25°C							
		10 min	15 min	30 min	1 hr	3 hrs	5 hrs	10hrs	20 hrs
9.60	A	42.50	31.50	20.70	10.80	4.64	3.16	1.70	0.93
	W	480.00	363.00	219.70	124.50	53.63	36.53	19.72	10.80
10.20	A	40.60	28.90	19.70	10.14	4.50	3.10	1.67	0.91
	W	454.50	341.20	218.30	117.00	52.12	35.85	19.35	10.50
10.50	A	38.00	27.00	19.00	9.81	4.42	3.06	1.66	0.90
	W	441.00	326.30	216.00	113.50	51.22	35.63	19.20	10.43
10.80	A	36.30	25.20	18.50	9.48	4.35	2.93	1.61	0.88
	W	427.50	314.20	215.20	110.30	50.63	34.05	18.75	10.20
11.10	A	34.20	23.40	18.00	9.15	4.13	2.80	1.58	0.86
	W	413.20	299.30	213.80	108.80	49.13	33.30	18.37	10.13

USE IN FLOTATION: The battery is connected to the charger continuously, maintaining the charge at 100%, ready for discharge at specific times. This is the case of alarms, UPS systems, backup systems, telecommunications backup.

USE IN CYCLES: The battery is charged and discharged, repeating this cycle regularly. This is the case for residential photovoltaic installations (day/night), electric cars and in applications that are consumed when no load is available. The starting of combustion engines would be an application that combines both types of use.

